

# Selected International Fund

Selective. Attractive Growth. Undervalued.



“What gives us confidence that Selected International Fund will build wealth for our shareholders in the years and decades to come? The compelling attributes of our businesses.

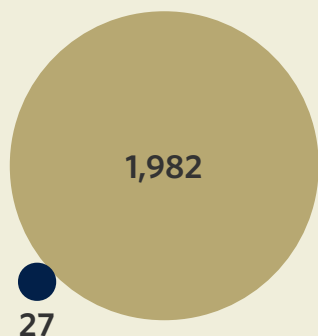
By being highly selective and rejecting the vast majority of companies in the index, the companies of Selected International Fund have grown more than the companies in the index, yet are 27% less expensive. In fact, this gap between price and value is among the widest we have ever seen. We believe this sets the stage for attractive returns in the years ahead.”

Danton Goei, Portfolio Manager

## Selective

SIF invests in only a select group of well-researched companies

Holdings

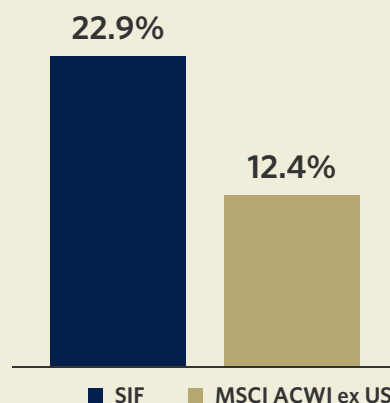


■ SIF ■ MSCI ACWI ex US

## Attractive Growth

SIF portfolio companies have grown more than the companies in the index

EPS Growth (5 Year)<sup>1</sup>

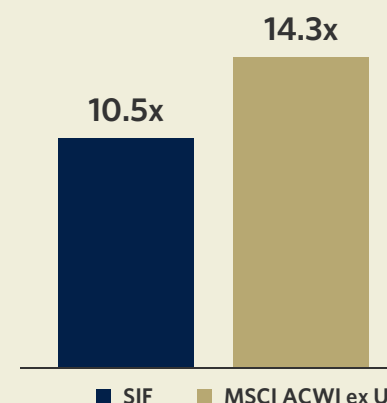


■ SIF ■ MSCI ACWI ex US

## Undervalued

SIF portfolio companies are 27% less expensive than the index

P/E (Forward)<sup>2</sup>



■ SIF ■ MSCI ACWI ex US

As of 03/31/25. The Attractive Growth and Undervalued reference in this piece relates to underlying characteristics of the portfolio holdings. There is no guarantee that the Fund's performance will be positive as equity markets are volatile and an investor may lose money. **Past performance is not a guarantee of future returns.** Performance may vary.

# Selected International Fund

Selective. Attractive Growth. Undervalued.

**Selected**  
FUNDS

**1. Five-year EPS Growth Rate (5-year EPS)** is the average annualized earnings per share growth for a company over the past 5 years. The values shown are the weighted average of the 5-year EPS of the stocks in the Fund or Index. The 5-year EPS of the MSCI ACWI ex US is 12.4%. Approximately 16.78% of the assets of the Fund are not accounted for in the calculation of 5-year EPS as relevant information on certain companies is not available to the Fund's data provider. **2. Forward Price/Earnings (Forward P/E) Ratio** is a stock's price at the date indicated divided by the company's forecasted earnings for the following 12 months based on estimates provided by the Fund's data provider. These values for both the Fund and the Index are the weighted average of the stocks in the portfolio or index. The Forward P/E of the MSCI ACWI ex US is 14.3x.

*This material is authorized for use by existing shareholders. A current Selected International Fund prospectus must accompany or precede this piece if it is distributed to prospective shareholders. You should carefully consider the Fund's investment objective, risks, fees, and expenses before investing. Read the prospectus carefully before you invest or send money.*

**Objective and Risks.** The investment objective of Selected International Fund is capital growth. There can be no assurance that the Fund will achieve its objective. Some important risks of an investment in the Fund are: **stock market risk:** stock markets have periods of rising prices and periods of falling prices, including sharp declines; **common stock risk:** an adverse event may have a negative impact on a company and could result in a decline in the price of its common stock; **foreign country risk:** foreign companies may be subject to greater risk as foreign economies may not be as strong or diversified; **China risk – generally:** investment in Chinese securities may subject the Fund to risks that are specific to China including, but not limited to, general development, level of government involvement, wealth distribution, and structure; **headline risk:** the Fund may invest in a company when the company becomes the center of controversy. The company's stock may never recover or may become worthless; **depository receipts risk:** depository receipts involve higher expenses and may trade at a discount (or premium) to the underlying security and may be less liquid than the underlying securities listed on an exchange; **foreign currency risk:** the change in value of a foreign currency against the U.S. dollar will

result in a change in the U.S. dollar value of securities denominated in that foreign currency; **exposure to industry or sector risk:** significant exposure to a particular industry or sector may cause the Fund to be more impacted by risks relating to and developments affecting the industry or sector; **emerging market risk:** securities of issuers in emerging and developing markets may present risks not found in more mature markets. As of 3/31/25, the Fund had approximately 51.0% of net assets invested in emerging markets; **large-capitalization companies risk:** companies with \$10 billion or more in market capitalization generally experience slower rates of growth in earnings per share than do mid- and small-capitalization companies; **manager risk:** poor security selection may cause the Fund to underperform relevant benchmarks; **fees and expenses risk:** the Fund may not earn enough through income and capital appreciation to offset the operating expenses of the Fund; **mid- and small-capitalization companies risk:** companies with less than \$10 billion in market capitalization typically have more limited product lines, markets and financial resources than larger companies, and may trade less frequently and in more limited volume; and **shareholder concentration risk:**

from time to time, a relatively large percentage (over 20%) of the Fund's shares may be held by related shareholders. A large redemption by one or more of such shareholders may reduce the Fund's liquidity, may increase the Fund's transactions and transaction costs, may result in substantial capital gains distributions for shareholders, and may increase the Fund's ongoing operating expenses, which could negatively impact the remaining shareholders of the Fund. See the prospectus for a complete description of the principal risks.

We gather our index data from a combination of reputable sources, including, but not limited to, Lipper, Wilshire, and index websites.

The **MSCI ACWI (All Country World Index) ex US** is a free float-adjusted market capitalization weighted index that is designed to measure the equity market performance of developed and emerging markets, excluding the United States. The index includes reinvestment of dividends, net of foreign withholding taxes. Investments cannot be made directly in an index.



**Portfolio Manager**  
**VIDEOS**

Davis Distributors, LLC  
2949 East Elvira Road, Suite 101, Tucson, AZ 85756  
800-243-1575, [selectedfunds.com](http://selectedfunds.com)  
Item #4043 3/25